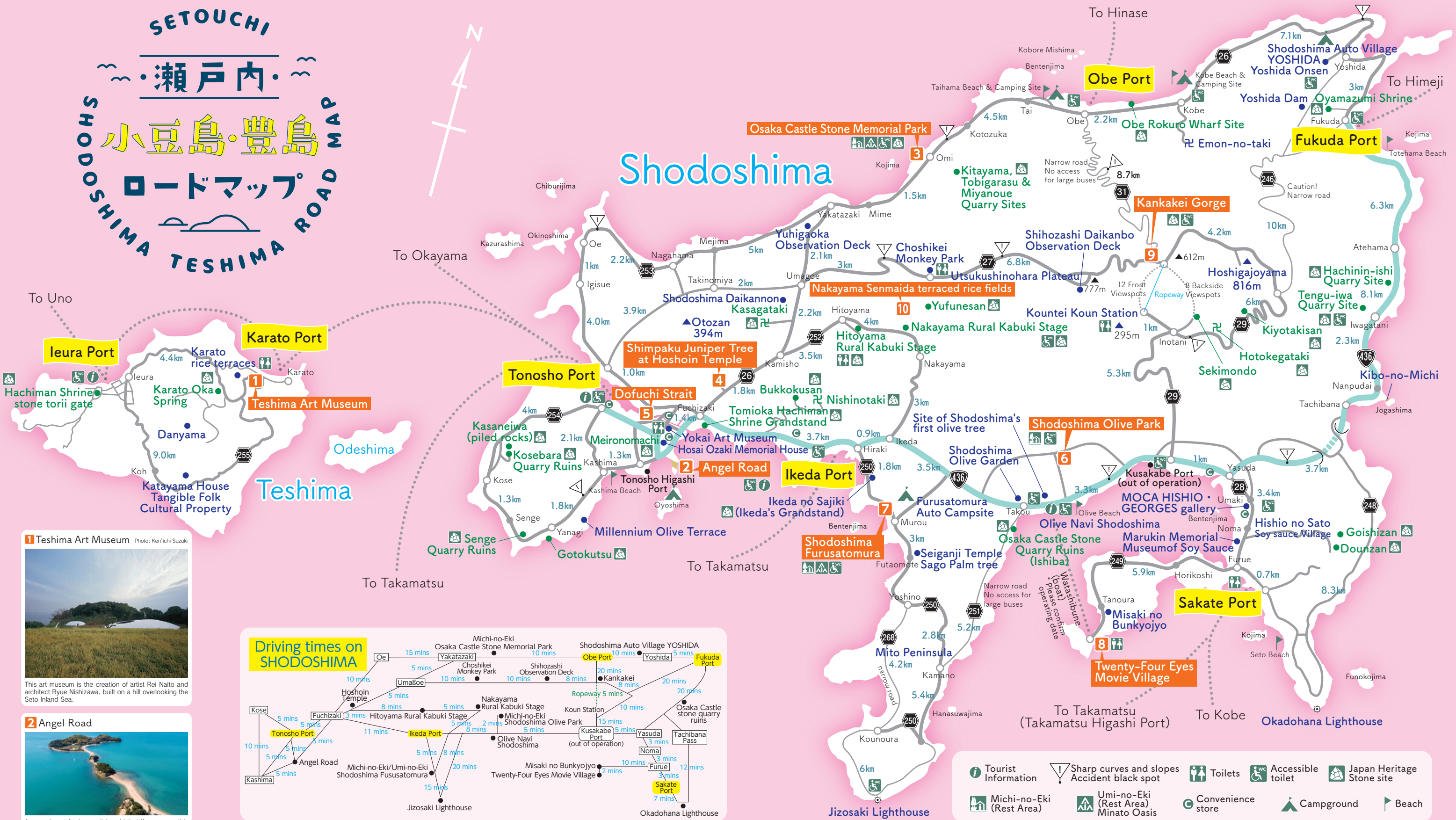


SETOUCHI
瀬戸内
小豆島・豊島
ROADMAP
SHODOSHIMA TESHIMA ROAD MAP



1 Teshima Art Museum Photo: Ken'ichi Suzuki

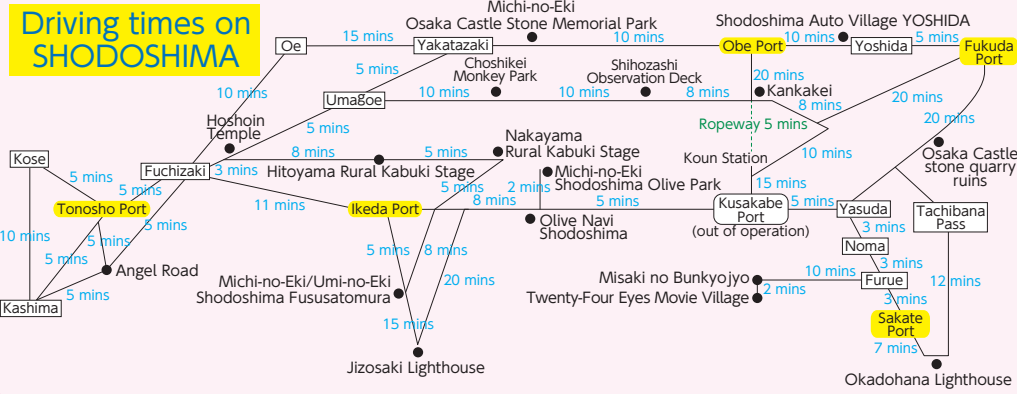


This art museum is the creation of artist Rei Naito and architect Ryue Nishizawa, built on a hill overlooking the Seto Inland Sea.

2 Angel Road



A sacred spot for lovers, it is said that if you cross this path that appears with the ebb and flow of the tide while holding the hand of someone special, your wishes will come true.



3 Michi-no-Eki Osaka Castle Stone Memorial Park



This museum exhibits the historic remains of Osaka Castle wall stone quarry and Omi stone remains, as well as valuable materials and tools.

4 Shimpaku Juniper Tree at Hoshoin Temple



This tree is a nationally-designated special natural treasure and is over 1600 years old, with the root circumference 16.9 m and the height of 20.9 m.

5 Dofuchi Strait



This strait holds the Guinness World Record title for the narrowest strait in the world, with the minimum width of 9.93m. The town issues certificates with charge for crossing this strait.

6 Shodoshima Olive Park



This park offers the perfect shooting point for olives groves and whitewashed Greek windmills, spread out on a small hill overlooking the Seto Inland Sea.

7 Shodoshima Furusatomura




One of Japan's best 100 sunsets : This michi-no-eki offers a comprehensive and interactive array of leisure facilities.

8 Twenty-Four Eyes Movie Village



A Japanese film and literature theme park, this attraction recreates the set of the movie "Nijushi no Hitomi (Twenty-Four Eyes)". It offers a number of photo opportunities including art festival works.

9 Kankakei Gorge



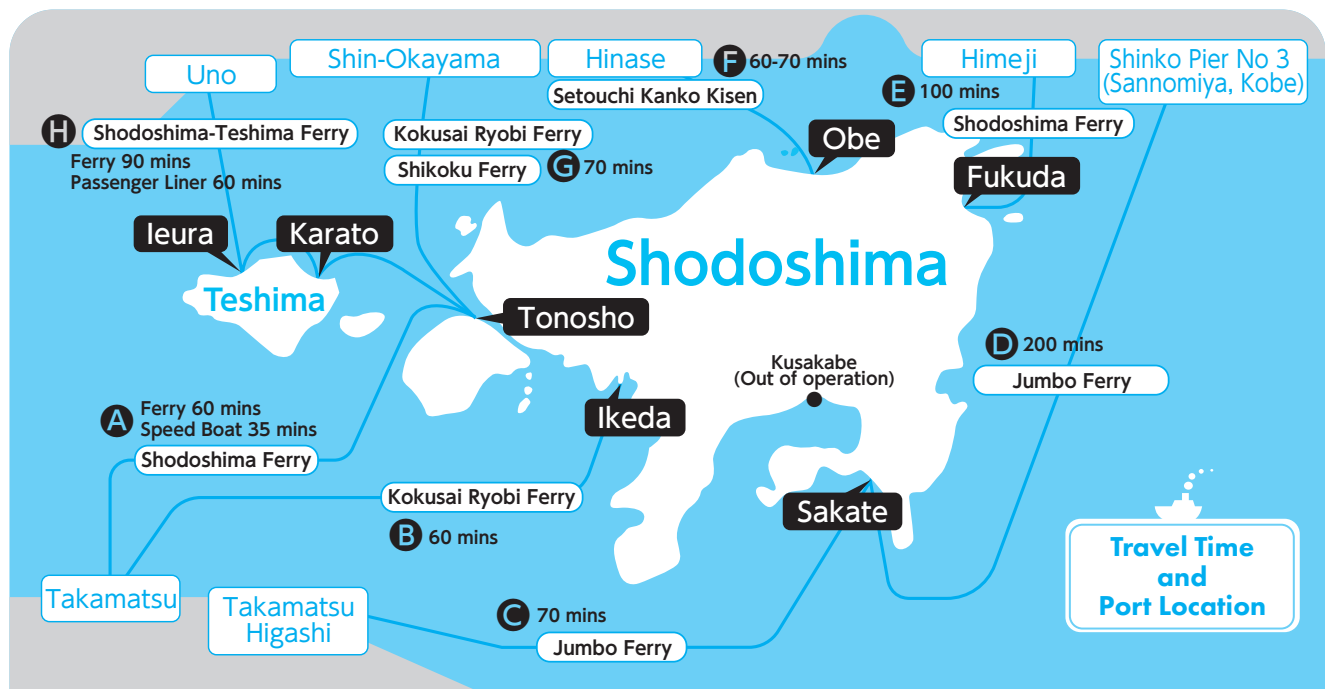
Jump aboard Kankakei's world-class scenic ropeway and take an aerial trip through one of Japan's three most beautiful gorges.

10 Nakayama Senmaida terraced rice fields



Irrigated by the famous waters of Yufune, Nakayama Senmaida comprises some 800 rice fields spread out in waves, and is designated one of Japan's 100 best rice terraces.

Tourist Information
 Sharp curves and slopes Accident black spot
 Toilets
 Accessible toilet
 Japan Heritage Stone site
 Michi-no-Eki (Rest Area)
 Umi-no-Eki (Rest Area) Minato Oasis
 Convenience store
 Campground
 Beach



Access our website for recommended travel itineraries and information on the islands via QR codes below.



Shodoshima Tourism Association
☎ 0879-82-1775

NPO Teshima Tourism Association
☎ 0879-68-3135



Travel Time and Port Location

* Timetables are subject to change. Please scan each QR code for the latest information.

Access to Shodoshima									
By Train	Tokyo, Nagoya, Kyoto, Shin-Osaka, Hiroshima, Kokura, Hakata, etc.	Shinkansen to Okayama Station	Local train to Uno Sta. (60 mins)	Walk (2 mins)	Uno Port	Ferry (90 mins)	Each Teshima Port / Tonosho Port		
		Shinkansen to Shin-Kobe	Kobe Subway to Sannomiya Sta. (5 mins)	Bus (5 mins)	Shinko Pier No 3 (Sannomiya, Kobe)	Ferry (200 mins)	Sakate Port		
		Limited express via Ako	Hinase Sta.	Walk (2 mins)	Hinase Port	Ferry (60-70 mins)	Obe Port		
		Limited express from Keihanshin	Himeji Sta.	Bus (25 mins)	Himeji Port	Ferry (100 mins)	Fukuda Port		
	By Car	Kyobashi IC	Local road (3 mins)	Shinko Pier No 3 (Sannomiya, Kobe)	Ferry (200 mins)	Sakate Port			
		Tarumi JCT	Akashi Ohashi Bridge (110 mins)	Takamatsu Chuo IC	Local road (30 mins)	Takamatsu Port			
		Himeji JCT	Local road	Himeji Port	Ferry (70 mins)	Fukuda Port			
		Ako IC	Local road (15 mins)	Hinase Port	Ferry (60-70 mins)	Obe Port			
		By Plane	Haneda Airport (Tokyo)	Plane (80 mins)	Takamatsu Airport	Limousine Bus (40 mins)	Takamatsu Station	Walk (10 mins)	Takamatsu Port
			Narita Airport (Chiba)	Plane	Takamatsu Airport	Limousine Bus (40 mins)	Takamatsu Station	Bus (10 mins)	Takamatsu Higashi Port
								Ferry (70 mins)	
								Ferry (70 mins)	
								Ferry (70 mins)	
								Ferry (70 mins)	

Ferry/Speed Boat from Takamatsu

A Takamatsu - Tonosho (Ferry)



Takamatsu	Tonosho	Tonosho	Takamatsu
6:25	7:25	6:36	7:36
7:20	8:20	7:35	8:35
8:02	9:02	8:35	9:35
9:00	10:00	9:25	10:25
10:00	11:00	10:20	11:20
10:40	11:40	11:25	12:25
11:35	12:35	12:20	13:20
12:45	13:45	13:55	14:55
13:40	14:40	14:45	15:45
◇15:10	16:10	15:45	16:45
16:10	17:10	16:30	17:30
17:20	18:20	17:30	18:30
17:50	18:50	18:40	19:40
18:50	19:50	◇19:30	20:30
20:20	21:20	20:10	21:10

◇for vehicles transporting dangerous goods. Passengers on foot are not allowed to be on board.

B Takamatsu - Ikeda (Ferry)



Takamatsu	Ikeda	Ikeda	Takamatsu
6:50	7:50	5:30	6:30
8:32	9:32	7:10	8:10
9:30	10:30	8:10	9:10
11:10	12:10	9:50	10:50
12:10	13:10	11:00	12:00
14:10	15:10	13:00	14:00
△14:48	15:48	13:40	14:40
16:47	17:47	15:30	16:30
17:40	18:40	16:25	17:25
19:30	20:30	18:00	19:00
20:30	21:30	△19:00	20:00

△ for vehicles transporting dangerous goods. Passengers on foot are not allowed to be on board at certain times. Visit Kokusai Ryobi Ferry website via QR code for further details.

A Takamatsu - Tonosho (Speed Boat)



Takamatsu	Tonosho	Tonosho	Takamatsu
7:40	8:15	7:00	7:35
8:20	8:55	7:30	8:05
9:10	9:45	8:20	8:55
10:00	10:35	9:10	9:45
10:40	11:15	10:00	10:35
11:20	11:55	10:40	11:15
13:00	13:35	11:20	11:55
13:40	14:15	13:00	13:35
14:20	14:55	13:40	14:15
15:10	15:45	14:20	14:55
15:50	16:25	15:10	15:45
16:30	17:05	15:50	16:25
17:10	17:45	16:30	17:05
17:50	18:25	17:10	17:45
18:30	19:05	17:50	18:25

Night Service: Adults 1,580 yen/Children 790 yen

C Takamatsu Higashi - Sakate (Ferry)



Weekdays Timetable			
Takamatsu Higashi	Sakate	Sakate	Takamatsu Higashi
6:15	7:30	9:20	10:45
14:00	15:15	16:50	18:15
19:15	20:30	—	—

Weekends/Public Holidays Timetable			
Takamatsu Higashi	Sakate	Sakate	Takamatsu Higashi
6:00	7:15	11:40	13:10
14:00	15:15	14:40	16:05
16:30	17:45	22:40	24:05

*Please contact Jumbo Ferry about special timetables for holiday season like Golden Week, Obon and New Year.

Ferry/Passenger Liner from Okayama

G Shin-Okayama - Tonosho (Ferry)



Shin Okayama	Tonosho	Tonosho	Shin Okayama
6:20	7:30	7:00	8:10
8:40	9:50	8:40	9:50
10:10	11:20	10:10	11:20
11:40	12:50	11:40	12:50
14:00	15:10	14:00	15:10
15:40	16:50	15:40	16:50
17:00	18:10	17:00	18:10
18:30	19:40	18:30	19:40

Visit Kokusai Ryobi Ferry website via QR code for additional seasonal services.

H Uno - Teshima - Tonosho (Ferry/Passenger Liner)



Service	Tonosho	Teshima		Uno	Uno	Teshima		Tonosho
		Karato	leura			leura	Karato	
Liner						6:40	6:55	7:15
Ferry			6:00	6:40	6:45	7:25	7:45	8:14
Liner	7:20	7:40	7:55	8:20	8:40	9:05	9:20	9:40
Ferry	8:40	9:10	9:30	10:09	◎11:10	11:50	12:10	12:39
Liner	10:30	10:50	11:05	11:30	12:00	12:25		
Liner			12:55	13:20	13:25	13:50	14:05	14:25
Ferry	13:10	13:40	◎14:00	14:39	15:25	16:05	16:25	16:54
Liner	15:50	16:10	16:25	16:50	17:30	17:55	18:10	18:30
Ferry	17:50	18:20	18:40	19:19	19:30	20:10		
Liner	19:25	19:45	20:00					

*Both ferry and passenger liner depart from leura Port. *All ferry services can accommodate vehicles.

◎for vehicles transporting dangerous goods. Passengers on foot are not allowed to be on board. Such services operate on the first Tuesday of every month (or, in case unavailable, the following Thursday).

The combination bus-ferry "Kamome bus ticket" set is available for 1,400 yen at Okayama Station bus information center or Tonosho Port ticket office (services depart from and arrive at JR Okayama Station East Exit, Bus Platform 1).

F Hinase - Osaka (Ferry)



◇Hinase - Obe line will be suspended from 2023 December 1st.
●Setouchi Kanko Kisen Obe Ticket Office ☎(0879)67-2331 Port of Hinase Head Office ☎(0869)72-0698

Hinase	Obe	Obe	Hinase
8:00	9:10	6:15	7:15
10:45	11:45	9:20	10:25
16:20	17:30	15:00	16:10
19:10	20:10	18:00	19:00

Ferry from Kansai

E Himeji - Fukuda (Ferry)



●Shodoshima Ferry Himeji Ticket Office ☎(079)234-7100 Shodoshima Fukuda Ticket Office ☎(0879)84-2220

Himeji	Fukuda	Fukuda	Himeji
7:15	8:55	7:50	9:30
9:45	11:25	9:20	11:00
11:15	12:55	11:40	13:20
13:35	15:15	13:15	14:55
15:10	16:50	15:30	17:10
17:25	19:05	17:15	18:55
19:30	21:10	19:30	21:10

*Please contact Shodoshima Ferry for special services during Golden Week and Obon.

D Kobe (Sannomiya) - Sakate (Ferry)



●Jumbo Ferry ☎(087)811-6688(Reservation Center)

Service	Weekdays				Weekends/Public Holidays			
	Kobe	Sakate	Sakate	Kobe	Kobe	Sakate	Sakate	Kobe
Morning	6:00	9:20	7:30	11:00	8:30	11:40	7:15	10:40
Noon	13:30	16:50	15:15	18:45	11:20	14:40	15:15	18:40
Evening	—	—	20:30	24:00	19:20	22:40	17:45	21:00
Over night	1:00	via Takamatsu 7:30	—	—	1:00	via Takamatsu 7:15	22:40	via Takamatsu 5:15

*Night services bound for Sakate Port travel via Takamatsu Port. *Please contact Jumbo Ferry about special timetables for holiday season like Golden week, Obon and New Year. *Fuel surcharge applies for vehicles. *Please note: Night services departing from Sakate Port at 20:30 may not arrive in time to board the last train services departing from Sannomiya Station.

Car Rental

Car Rental services in Shodoshima (Shodoshima Tourism Association website)



Bus

Shodoshima Olive Bus ☎0879-62-0171 Bus route maps and timetables



Taxi

Shodoshima Kotsu ☎0879-62-1201 Kankake Taxis ☎0879-82-2288