


Marugame Castle

Nationally Designated Historic Site



marugame castle

【Admission fee (Castle Tower)】
Adults / 400 yen
Children (junior high school students, and younger) / Free
Group (20 people or more) 20% discount per person

【Open (Castle Tower)】
9:00 a.m. ~ 4:30 p.m. ※Last entry 4:00 p.m.

ENGLISH



The castle famous for its stone walls

Various methods, such as “Nozurazumi”, “Uchikomihagi”, and “Kirikomihagi” were used for the stone walls of Marugame castle. They were constructed largely during the Yamazaki period, which had the most remarkable techniques for castle construction. Stones with engraved marks such as “△” and “田,” traces of chiseling on the surface, and bore holes used to cut the stones can be seen.

Nozurazumi Style Stone Walls



The 80-meter-long stone wall at the foot of the southeast side of the mountain. It can be partly seen under the earthen wall on the north side of the inner moat.

Kirikomihagi Style Stone Walls



Sharpened and refined stones are used, and their joints are elaborately stacked with no gaps between them. This can be seen in the Ote Masugata and the Hinokidai stone walls at the Tochinogi-gate ruins south of the mountain.

Uchikomihagi Style Stone Walls



The stone walls of Marugame Castle are mainly built with this construction method. The stones were cut, processed and stacked.

Engraved Markings



The stone walls of Marugame castle have various kinds of engravings such as “九”, “左”, “田” and “井”.



The legends related to the construction.

The Legend of the Ninomaru Water Well



The lord was satisfied with the completed stone walls, saying, “No one except a flying bird could climb over it”. But Hasaka Juzaburo, a contributor to the construction of these stone walls climbed over them and proclaimed, “I can climb them with an iron bar”. When the lord saw this, fearing that he would defect to the enemy, he ordered a fake investigation of the well. While inside, a stone was thrown down the well onto Juzaburo, killing him.

The Tragic Legend of Human Sacrifice

One evening in the pouring rain, construction workers captured a tofu seller passing by the castle. They put him in a hole and buried him alive as a human sacrifice for the castle. Since then, it is said that the weeping voice of the sacrificed tofu seller can be heard on rainy nights.



Marugame Castle Chronology

- 1587 Ikoma Chikamasa was appointed lord of Sanuki which had 170,006 “koku.”
A koku is a unit of measurement defined as the rice quantity necessary to feed a person for one year.
- 1597 Chikamasa and his son, Kazumasa, began construction of Marugame Castle.
- 1602 Marugame Castle was completed.
Kazumasa was transferred from Marugame Castle to Takamatsu Castle and put the castle keeper in Marugame Castle.
- 1615 Marugame Castle was closed due to the One-Country-One-Castle Order.
- 1640 The Ikoma clan's territory was confiscated and transferred to the Yajima Yuri Dewa Province.
And Marugame castle became under the custody of the Kato clan, the feudal lord of Iyo-Ozu.
- 1641 Yamazaki leharu, the Lord of Tomioka Castle in Amakusa district, became a lord of 50,000 koku in western-Sanuki.
- 1643 Yamazaki leharu was granted a deferment of visitation for the year, and received 300 kan of silver from the shogunate (military dictator), and began rebuilding Marugame Castle.
- 1657 The Yamazaki family died out. The Kato clan, feudal lord of Iyo-Ozu, was on duty.
- 1658 Takakazu Kyogoku became the feudal lord of Marugame, consisting of 60,067 koku, from Tatsuno, Banshu.
- 1660 The Castle Tower was completed.
- 1670 The main entrance gate, “Otemon” was built.
- 1688 Construction began on the Kyogoku family villa on Nakazu, the seaside of Shimokanakura village. (Nakazu Banshoen Garden)
- 1694 Takamochi Kyogoku became the third lord of the domain and allotted 10,000 koku of Tadotsu to his older half brother.
- 1869 Akiyuki Kyogoku became the governor of the Marugame domain due to Hanseki-hokan.
The residence of the feudal lord was destroyed by fire.
- 1877 Such things as the turrets and some stone walls were demolished by this time.
- 1943 The remaining Castle Tower was designated a National Treasure.
- 1950 Demolition and repairs of the Castle Tower is completed.
The tower became an Important Cultural Property due to an amendment to the law.
- 1953 The ruins of Marugame Castle are designated as a national historic site.
- 1957 The Otemon gate is designated as an Important Cultural Property.
- 1963 The entrance gate of Marugame Castle is designated as a cultural property by the prefecture.
- 1997 The 400th anniversary of the castle's construction was celebrated.
- 2018 The stone wall in the southwest corner of “Sannomaru” collapses in three stages.

Commemorative stamp ~ Stomp the stamp located in the castle tower! ~



01 Marugame Castle Souvenir Shop (Within the Marugame Castle Information Center)

Not only the guide of the castle, but you can also get Marugame limited souvenirs!
ⓐ 9:00 a.m. ~ 4:30 p.m. ☎ 0877-25-3881 🚪 Open all year round

02 Uchiwa fan Workshop “Take (Bamboo)”

Skilled craftsmen demonstrate how to make an uchiwa and sell a wide variety of them at the workshop in Marugame Castle. The uchiwa hand making experience is very popular! (Reservations are required.)
ⓐ 10:00 a.m. ~ 4:30 p.m. ☎ 0877-25-3882 🚪 Open all year round

03 Marugame City Museum

ⓐ 9:30 a.m. ~ 4:30 p.m. ☎ 0877-22-5366 🚪 on Mondays, national holidays, during inventory periods and around the New Year.

04 Marugame Castle Comedy Rickshaw

The tour takes about 30 minutes to visit the photo spots while listening to the driver's guide.
You can reserve at the Marugame Castle Tourist Information Center or by calling 0877-22-0331.

05 Akitora no Yakata

An old house that is open as a public space.
There is an information corner, a civic gallery and restrooms.
ⓐ 10:00 a.m. ~ 5:30 p.m. ☎ 0877-21-1511 🚪 on Wednesdays

06 Rental Bicycles

Just one minute from JR Marugame Station
There is a parking lot at Marugame castle
ⓐ 7:00 a.m. ~ 7:00 p.m. ☎ 0877-25-1127 🚪 Open all year round

07 Tasuke Toro Stone Lantern

“Tasuke Toro” is a symbol of Marugame Port, which was crowded with pilgrims heading to Konpira shrine.

<< Nakazu Banshoen Garden >>



A large Japanese garden with a winding path around several ponds, created by Takatoyo Kyogoku, a feudal lord of Marugame, as his personal villa. It also houses an art and ceramics gallery and a Marugame uchiwa museum.

📍 25-1 Nakazu, Marugame, Kagawa 763-0054
ⓐ 9:30 a.m. ~ 5:00 p.m. (Last entry 4:30 p.m.)
☎ 0877-23-6326 🚪 on Wednesdays

<< Marugame Uchiwa Museum >>

A comprehensive museum for Marugame's traditional “Uchiwa” fan. Rare documents, tools, and a variety of Marugame Uchiwa are on display. You can experience how to make an uchiwa. (Reservations are required.)

ⓐ 9:30 a.m. ~ 5:00 p.m. (Last entry 4:30 p.m.)
☎ 0877-24-7055 🚪 on Wednesdays

Castle and Surrounding Area Map





Marugame Castle Guide Map

Stone Wall Route

A walking course with a view of beautiful stone walls. It's recommended to take the Karamete route on the way back down and stop by the stone wall restoration PR pavilion and the museum.

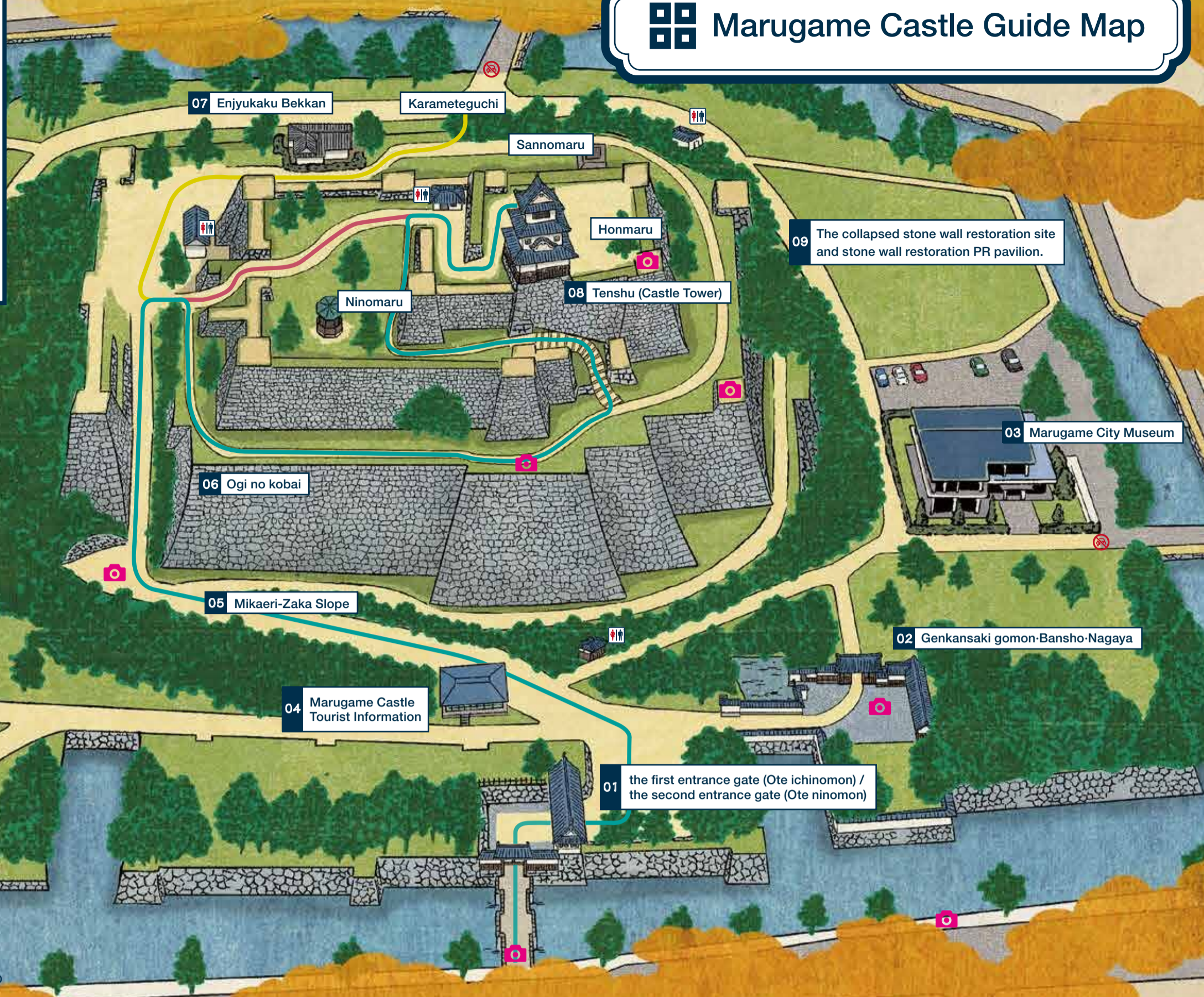
The shortest route

Required time : about 15 minutes from the Ote Gate.

Karamete route

You can enjoy viewing the early Nozurazumi style stone walls. There is a foundation stone said to be the remains of the first Ote (entrance) Gate.

Photo Spot



marugame castle information map



(Ote ichinomon)



02 Genkansaki gomon (the front gate of the feudal lord's residence)- Bansho (the guard house)- Nagaya (the row house)
(Prefectural Tangible Cultural Properties : designated in 1963)

It was the front gate of the Kyogoku family's estate. It's a Yakui style gate. The Bansho and Nagaya adjoin to this gate. The area around the lawn and the Marugame City Museum was once the residence of a feudal lord. Marugame Castle is the only castle in Japan where the front gate of the feudal lord's residence still remain.



(Inside of Ote ichi no mon)



(Ote ninomon)

01 Ote Ichi no mon-Ni no mon

(National Important Cultural Properties designated in 1957)

Ote Ichi no mon (the first gate)-Ni no mon (the second gate) that protect the front of the castle were built around 1670.

The Ichi no mon on the inner side of the castle is a turret gate with large pillars and beams, and has the dignity of being the main gate. It is also called "Taiko mon (drum gate)" because clan members used to beat drums to announce the time. The ni no mon at the edge of the moat is a Korai style gate, with a small tiled roof so that the gate door is not wet with rain even when the gate is open.

Ote Ichi no mon
Free Admission
9 : 00 a.m. ~ 4 : 30 p.m.
Closed in rainy weather



03 Marugame City Museum

A permanent exhibition focuses on the history of Marugame Castle and the surrounding feudal town, as well as materials related to the successive lords of Marugame Castle : The Ikoma-Yamazaki-Kyogoku families. You can also enjoy special exhibitions that are held several times a year.

Open 9 : 30 a.m. ~ 4 : 30 p.m.
Free (special exhibitions require admission fee)
Closed on Mondays, national holidays, during inventory periods and around the New Year.



04 Marugame Castle Tourist Information

Feel free to ask anything, such as what sights to see around the castle and the time required. Souvenirs and a work shop "Take" are also located here.



05 Mikaeri-Zaka Slope

Entering from the first entrance gate and going to the left, you'll see a 10 degree slope 150m in length. The slope turns to the right halfway up, and the gradient becomes even steeper.



06 Ogi no kobai

The gentle slope gradually becomes steeper towards the top, and the graceful curves of the stone wall, which arches at the top, resembles an open fan. The stone walls are not only defensive but also beautiful.



07 Enjukaku Bekkan

Part of the Kyogoku family's residence in Azabu city, Tokyo, and its fittings were donated and placed in the castle's San no maru area in 1933. The building is simple but elegant, with sukiya-style architecture and a ceiling made of a single piece of yakusugi wood. "Shiro haku:" Since 2024 visitors can stay overnight and spend a leisurely time experiencing the history and culture of Marugame.



08 Tenshu (Castle Tower)

One of the 12 existing wooden towers in Japan. The three-story, 15-meter-high structure is believed to be the oldest wooden castle tower in Shikoku. Kara style and Chidori style gables were arranged in a skillful way, and the elaborate design of the stone drop and wooden latticework on the north side are a must-see.



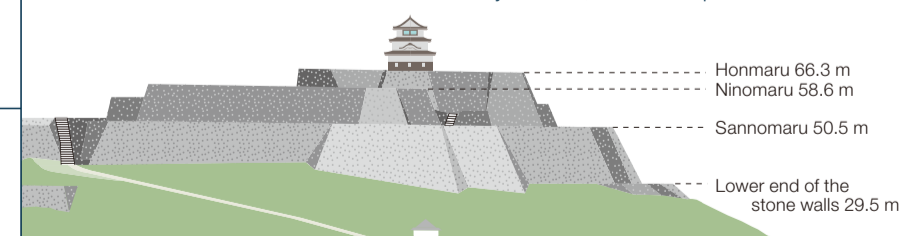
09 The collapsed stone wall restoration site and stone wall restoration PR pavilion.

The stone walls that collapsed during heavy rains on 2018 are being repaired. You can look at photos and videos of this restoration from the initial collapse to the present condition.

stone wall restoration PR pavilion.
Open 9 : 00 a.m. ~ 4 : 30 p.m.
Free

The highest stone wall in Japan in total height

Marugame Castle is famous for having the beautiful stone walls in Japan. It was built on a Hirayamajiro, a flat top-mountain about 66 meters above sea level. It is also called Kameyama-Jo, round shaped turtle castle.



The resurrected Marugame Castle ~ Marugame History Experience Free App ~

This App allows you to experience a CG reconstruction of Marugame Castle during the Edo period. After installing the app, hold the device over a desired spot within the castle, you can see the turrets standing on stone walls (Marugame Castle VR reconstruction), take commemorative photos with historical figures related to Marugame Castle (AR), and enjoy explanations about Marugame Castle and the surrounding cultural assets.



Just search Marugame Castle!

